
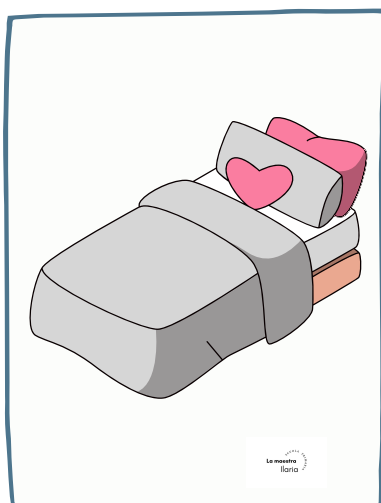













DISEGNI PER PANNELLO








STAMPA, RITAGLIA, PLASTIFICA E USA PER COSTRUIRE LE PRIME PAROLE




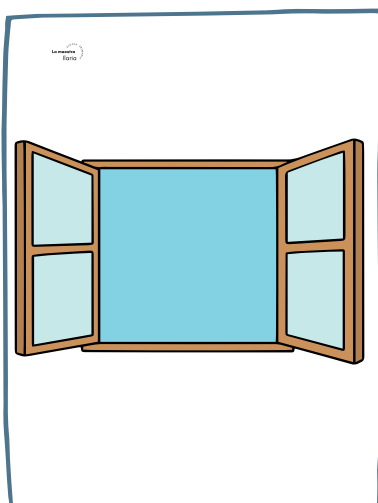


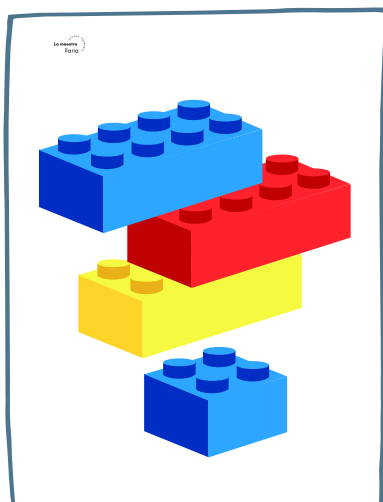

STAMPA, RITAGLIA, PLASTIFICA E USA PER COSTRUIRE LE PRIME PAROLE



STAMPA, RITAGLIA, PLASTIFICA E USA PER COSTRUIRE LE PRIME PAROLE



STAMPA, RITAGLIA, PLASTIFICA E USA PER COSTRUIRE LE PRIME PAROLE



INDICAZIONI

Ritagliare i rettangoli, rinforzarli con un cartoncino, plastificarli per renderli più duraturi. I cartoncini saranno utili per identificare, nominare, scrivere la sillaba iniziale/finale dei disegni.

Possono essere utili da utilizzare nei pannelli murali, nei lavori individuali o in piccolo gruppo per indicare la sillaba iniziale, finale o per scrivere le parole.

SILLABE M - L - T - F

LA =LANA

LU = LUCERTOLA

LI = LIMONE

MO = MONTAGNA

MA=MANO

MU = MUSICA

LE = LETTO

LO = LOCOMOTIVA

ME = MELO

LA= LAMA

FA = FARINA

FE = FELICE

FI = FIORE

FO = FORMICA

FU = FUOCO

TA = TAZZA

TE = TENDA

TI = TIGRE

TO = TORO

TU = TULIPANO

TE = TESORO

TI = TIMONE

FA = FATA

FI = FILA

TE = TELEFONO

MI =MICROFONO

MI = MICIO

MI = MINESTRA

LE = LEGO

LA = LAGO

LE = LEONE

FA = FALÓ

FI= FINESTRA

FU = FULMINE