
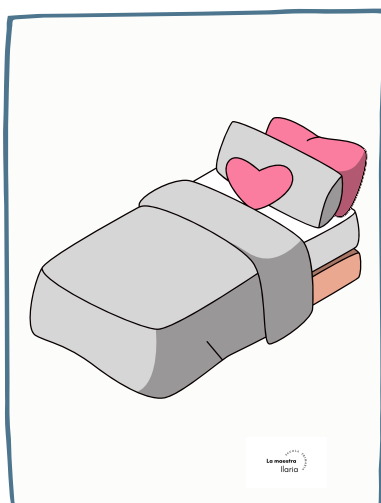











DISEGNI PER PANNELLO







STAMPA, RITAGLIA, PLASTIFICA E USA PER COSTRUIRE LE PRIME PAROLE




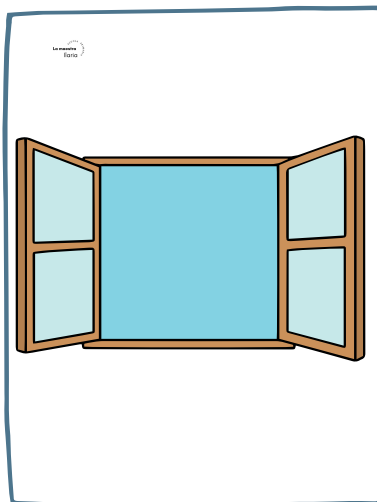

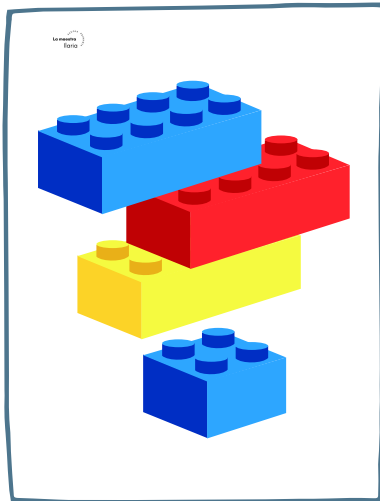

STAMPA, RITAGLIA, PLASTIFICA E USA PER COSTRUIRE LE PRIME PAROLE



STAMPA, RITAGLIA, PLASTIFICA E USA PER COSTRUIRE LE PRIME PAROLE



STAMPA, RITAGLIA, PLASTIFICA E USA PER COSTRUIRE LE PRIME PAROLE



INDICAZIONI

Ritagliare i rettangoli, rinforzarli con un cartoncino, plastificarli per renderli più duraturi. I cartoncini saranno utili per identificare, nominare, scrivere la sillaba iniziale dei disegni.

Possono essere utili da utilizzare nei pannelli murali, nei lavori individuali o in piccolo gruppo per indicare la sillaba iniziale, per scrivere le prime parole...

SILLABE M - L - T - F

LA = LANA

LU = LUCERTOLA

LI = LIMONE

MO = MONTAGNA

MA = MANO

MU = MUSICA

LE = LETTO

LO = LOCOMOTIVA

ME = MELO

LA = LAMA

FA = FARINA

FE = FELICE

FI = FIORE

FO = FORMICA

FU = FUOCO

TA = TAZZA

TE = TENDA

TI = TIGRE

TO = TORO

TU = TULIPANO

FA = FATA

FI = FILA

TE = TELEFONO

MI = MICROFONO

MI = MICIO

MI = MINESTRA

LE = LEGO

LA = LAGO

LE = LEONE

FA = FALÓ

FI = FINESTRA

FU = FULMINE