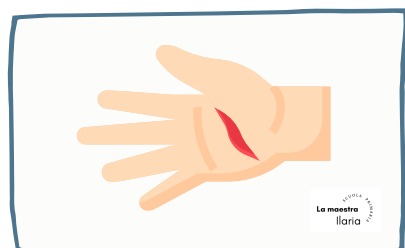

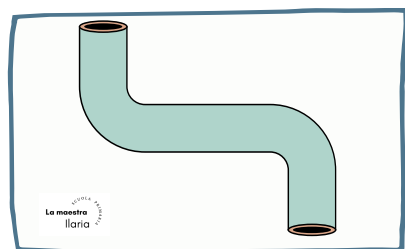

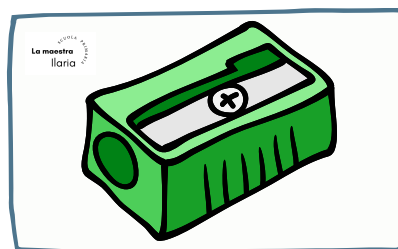
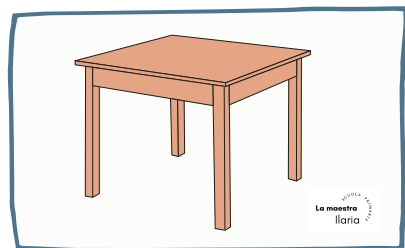

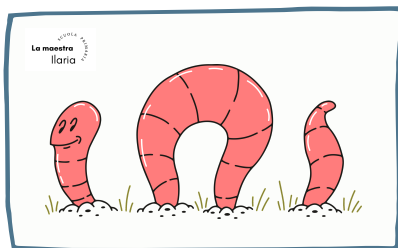

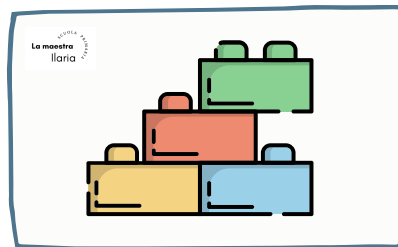










# DISEGNI PER PANNELLO

STAMPA, RITAGLIA, PLASTIFICA E USA PER COSTRUIRE LE PRIME PAROLE





## INDICAZIONI

Ritagliare i rettangoli, rinforzarli con un cartoncino, plastificarli per renderli più duraturi. I cartoncini saranno utili per identificare, nominare, scrivere la sillaba iniziale dei disegni.

Possono essere utili da utilizzare nei pannelli murali, nei lavori individuali o in piccolo gruppo per indicare la sillaba iniziale, per scrivere le prime parole...

### SILLABE M - L - T - F

MA = MAMMA

ME = MELA

MI = MICROFONO

MO = MOTO

MU= MUCCA

LA = LAGO

LE = LEGO

LI = LIBRI

LO = LOMBRICO

LU= LUNA

TA = TAVOLO

TE = TEMPERINO

TI = TIMIDO

TO = TOPO

TU = TUBO

FA = FATA

FE = FERITA

FI = FILO

FO = FOCA

FU = FUMO