

NOME:



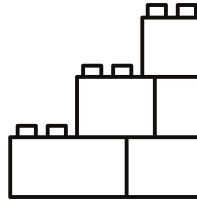

DATA:

PRIMA OSSERVA
POI SCRIVI
INIZIALI



 I DISEGNI
LE SILLABE

1



OB. Riconoscere, produrre e utilizzare le sillabe delle famiglie fonetiche di M - L - F - T

NOME:


DATA:

PRIMA OSSERVA
POI SCRIVI
INIZIALI



I DISEGNI
LE SILLABE


2




--	--



--	--



--	--




--	--



--	--



--	--




--	--



--	--



--	--

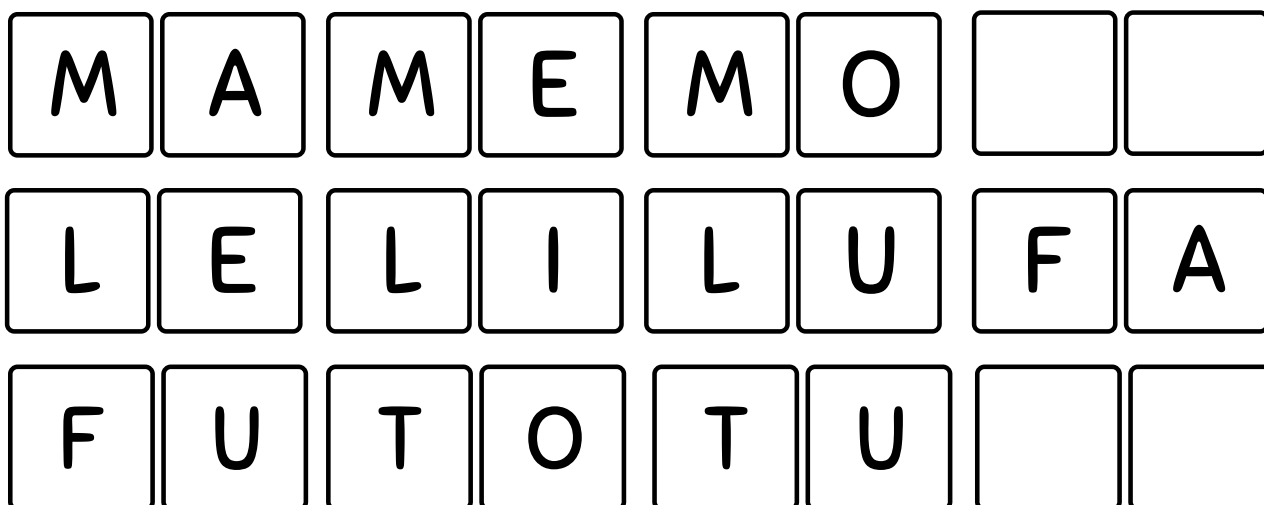


--	--

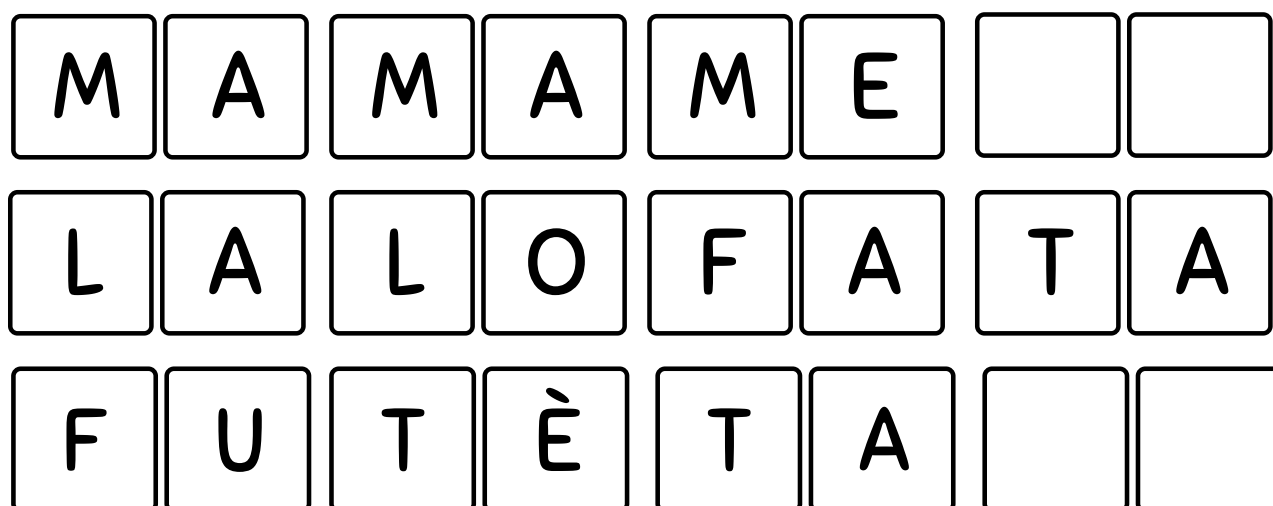
OB. Riconoscere, produrre e utilizzare le sillabe delle famiglie fonetiche di M - L - F - T

LETTERE DA RITAGLIARE PER LE SCHEDE 1 E 2

1



2



UTILIZZO:



Stampare e chiedere ai bambini di pronunciare e scrivere la sillaba iniziale dei disegni, oppure utilizzare le sillabe già pronte, ritagliarle e incollarle al posto giusto.

NOME:




DATA:

3

PRIMA OSSERVA  I DISEGNI POI SCRIVI 
LE PAROLE IN ↓

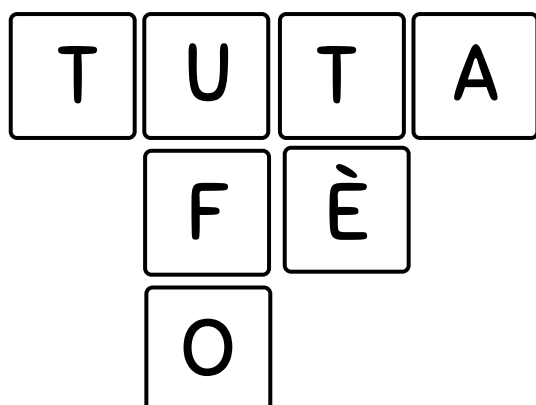



COMPLETA GLI INCROCI 



<input type="text"/>	<input type="text"/>	<input type="text"/>	<input type="text"/>
<input type="text"/>	<input type="text"/>	<input type="text"/>	
<input type="text"/>	<input type="text"/>		

OB. Riconoscere, produrre e utilizzare le sillabe delle famiglie fonetiche di M - L - F - T

**UTILIZZO:**

Stampare e chiedere ai bambini di pronunciare e scrivere in verticale le parole corrispondenti ai disegni, oppure utilizzare le parole/sillabe già pronte, tutte o in parte, ritagliarle e farle incollarle al posto giusto.