














DISEGNI PER PANNELLO




STAMPA, RITAGLIA, PLASTIFICA E USA PER COSTRUIRE LE PRIME PAROLE CON D - V - B - Z



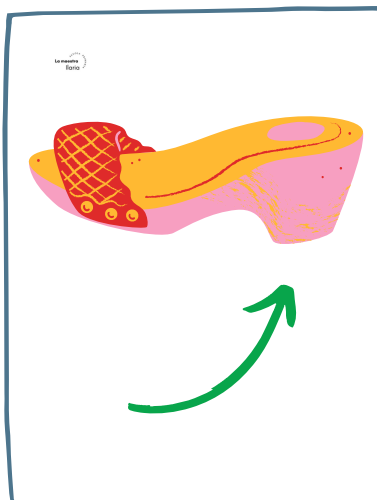


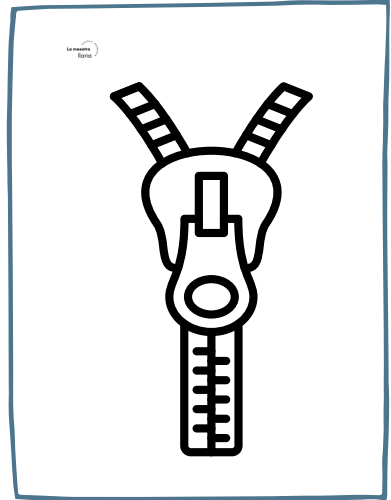
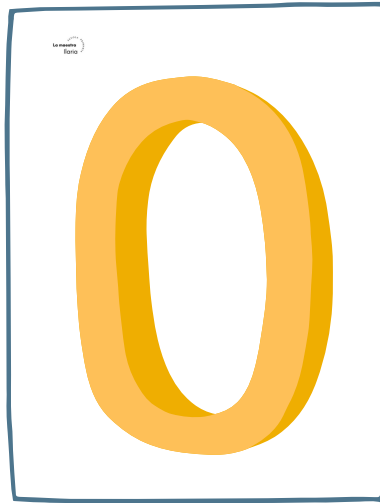
STAMPA, RITAGLIA, PLASTIFICA E USA PER COSTRUIRE LE PRIME PAROLE CON V



STAMPA, RITAGLIA, PLASTIFICA E USA PER COSTRUIRE LE PRIME PAROLE CON B



STAMPA, RITAGLIA, PLASTIFICA E USA PER COSTRUIRE LE PRIME PAROLE CON Z



INDICAZIONI

Ritagliare i rettangoli, rinforzarli con un cartoncino, plastificarli per renderli più duraturi. I cartoncini saranno utili per identificare, nominare, scrivere la sillaba iniziale/finale dei disegni.

Possono essere utili da utilizzare nei pannelli murali, nei lavori individuali o in piccolo gruppo per indicare la sillaba iniziale, per scrivere le prime parole.

Ho indicato qui sotto in rosso le parole utili per far riflettere i bambini sulle differenze di significato variando la sillaba iniziale e introdurre i raddoppiamenti.

SILLABE D - V - B - Z

PAGINA D

DA = DADO
DE = DELFINO
DO = DONNOLA
DO = DONO
DU = DUE
DI = DITO
DE = DENTE
DI = DINOSAURO
DI = DIVANO

PAGINA B

BA = BANANA
BE = BEFANA
BI = BIRO
BO = BORSA
BU = BUSTA
BA = BALENA
BU = BUDINO
BI = BIDONE
BI = BIBITA

PAGINA V

VA = VASO
VE = VESPA
VI = VIOLINO
VO = VOLPE
VU = VULCANO
VE = VENTO
VI = VITE
VE = VELA
VI = VIOLA

PAGINA Z

ZA = ZAINO
ZE = ZERO
ZI = ZIP
ZO = ZORRO
ZU = ZUCCA
ZU = ZUPPA
ZA = ZAPPA
ZE = ZEPPA
ZO = ZOCCOLI